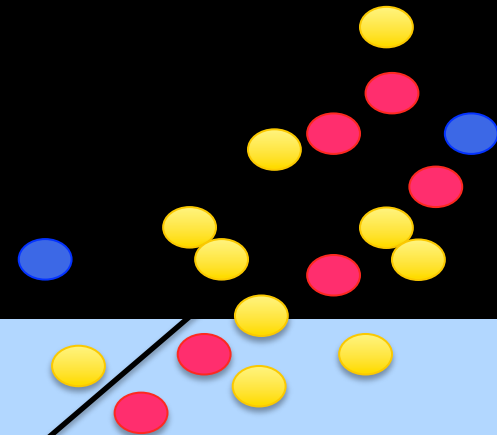






Kelly Gaither

Invitational Summit on Educational  
Data Visualization

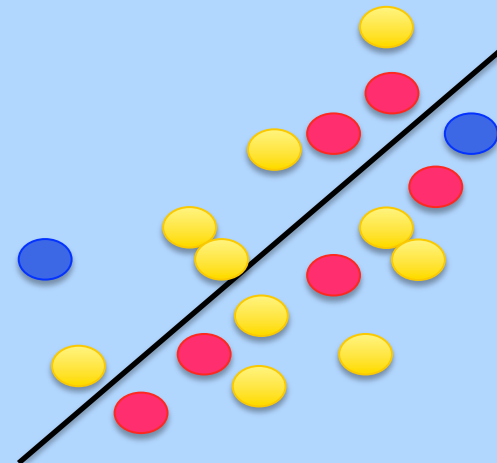
Wednesday, May 7, 2014



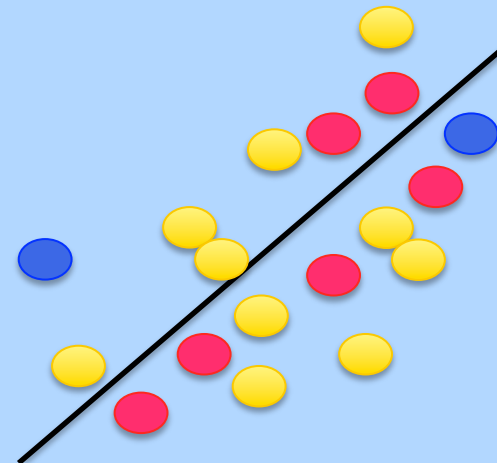

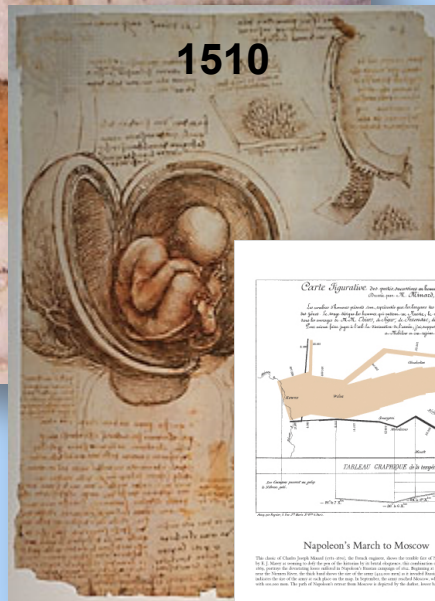
# Sources of Inspirations



# Sources of Inspirations



# Sources of Inspirations



# Sources of Inspirations

15000 – 10000 BC



1510




1812





Disney · PIXAR  
**TOY  
STORY**

1995




# Sources of Inspirations



# NITRD Workshop

## Frontiers in Visualization


- Brought together thought leaders from a diverse set of backgrounds



# NITRD Workshop

## Frontiers in Visualization

- Brought together thought leaders from a diverse set of backgrounds
- Discussed grand challenge problems that need data visualization if they are to make translational discoveries






# NITRD Workshop


## Frontiers in Visualization


- “True change only happens when the soul is moved. It is at the intersection of art and science that truly impactful change happens, in those moments when the soul is truly drawn to do so.” – *Francesca Samsel, local Austin Artist*



# Data Visualization in Education Summit [#edvis](#)

When you visualize data you bring it to life and put it in story form - this is how people want to consume it. – *Mark Day, SAS*





- Hans Rosling

- Swedish Medical Doctor
- Academic, Statistician, Public Speaker
- Co-Founder of GapMinder

