



# Data Visualization in Education Summit [#edvis](#)

- What will we need to do to make student data visualizations as routine and universal as a clock face or speedometer?
- George Siemens: Everything in education is content-centric. And that's exactly the wrong approach.




# Data Visualization in Education Summit [#edvis](#)

- Kathleen Styles: The appropriate use of high quality data is perhaps the best way to transform education.
- Kathleen Styles: Regarding big data, privacy isn't a Republican or Democratic issue-it's where the far left meets the far right to box out the moderate middle.



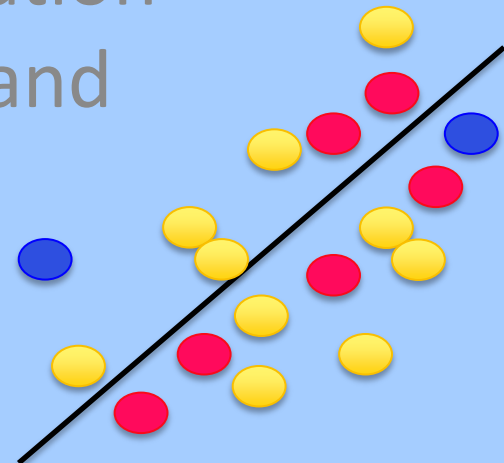
# Data Visualization in Education Summit #edvis

- Kathleen Styles: Hard to have a FACT-based conversation about privacy and data in education. All tends to be emotion-driven.
- In the past we've known our content, in the future we will know our learners.




# Data Visualization in Education Summit #edvis

- What does notice and consent mean in the modern world?
- Tom McTavish: Visualizations are dialogs-vocabulary and grammar to describe and show information in visual space using motion and color.




# Data Visualization in Education Summit [#edvis](#)

- Insight is a good word for the basic tenet of information theory that non-obvious results are the key to finding value in data.
- Correlation is not causality-need underlying models.



# Data Visualization in Education Summit [#edvis](#)

- Interesting data found on the US Census site-  
<http://factfinder2.census.gov/faces/nav/jsf/pages/index.xhtml>



# Data Visualization in Education Summit [#edvis](#)

- Coming soon: The Texas Higher Education Coordinating Board and the Texas Workforce Commission will release an interactive site called TX CREWS that will look very similar to Seek UT and include all public IHEs.

